

Find the fittest
MACS® ART Annexin V System



Easy, fast, and specific depletion of unwanted apoptotic spermatozoa

- Improve quality of sperm preparations
- Obtain desired population within 30 minutes
- Proven technology for optimal results

Improve the quality of spermatozoa preparations

Be specific, be successful

The presence of apoptotic cells in sperm preparations for assisted reproduction is known to decrease specimen quality. Unfortunately, commonly used techniques for preparing sperm may not remove apoptotic spermatozoa with the required specificity.

That's why the MACS® ART Annexin V System was designed to selectively remove apoptotic spermatozoa from sperm preparations. Even early apoptotic spermatozoa with an intact cellular membrane are efficiently depleted, to yield spermatozoa fractions for use in subsequent operations in Assisted Reproductive Technology (ART).

Select only the highest quality for your next sperm preparation.

Researchers have reported that purified sperm populations show higher overall quality in terms of:

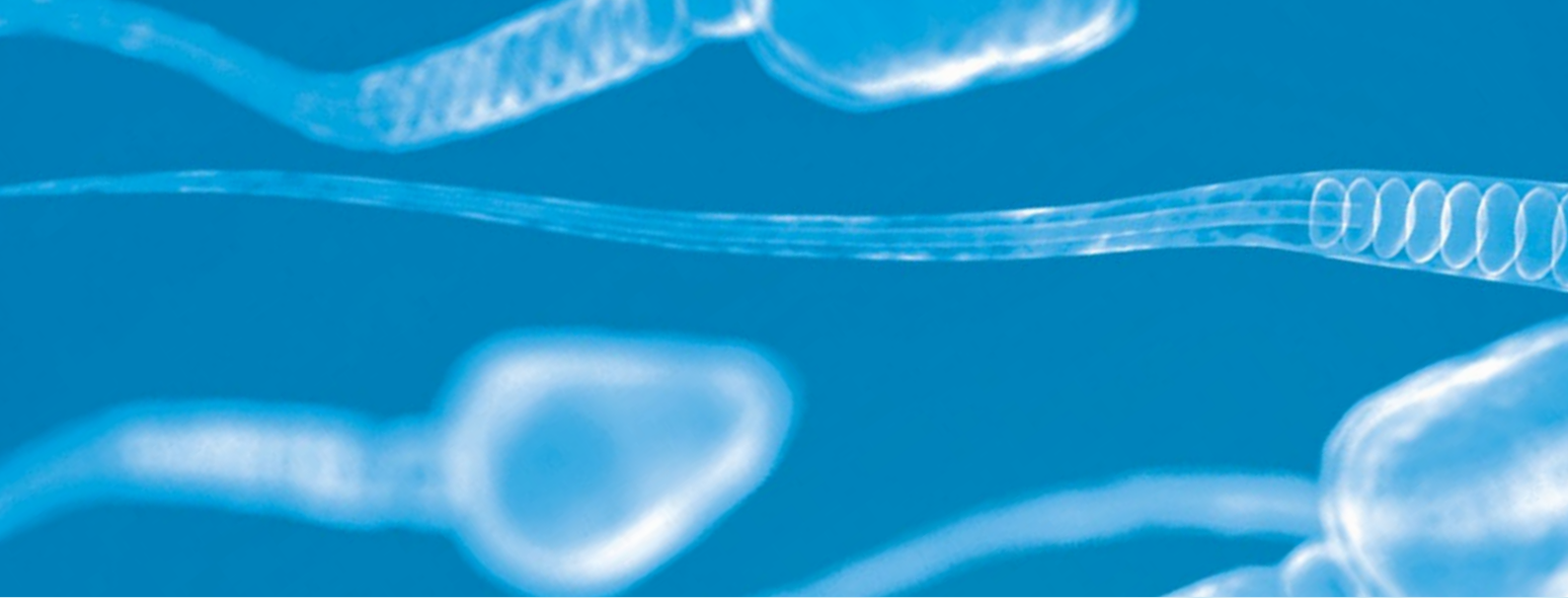
- Morphology¹
- Sperm Deformity Index¹
- Motility^{2,3}
- DNA fragmentation
- Mitochondria membrane potential integrity^{3,4,5}
- Apoptosis
- Cryosurvival rates^{2,4}

Scientist obtained a sperm population with:

- Improved sperm fertilization potential (sperm capacitation index, hamster oocyte penetration assay)^{6,12}
- Improved Induced Acrosome Reaction Test (IART)^{7,8}
- Increased sperm chromatin decondensation^{9,11}
- Improved cleavage rates after fertilization¹⁰

References

- 1 Aziz, N. *et al.* (2007) *Human Reproduction* 22: 1413–1419.
- 2 Said, T. *et al.* (2005) *Fertility and Sterility* 83: 1442–1446.
- 3 De Vantéry Arrighi, C. *et al.* (2009) *Reproductive Biology Endocrinology* 7: 1.
- 4 Grunewald, S. *et al.* (2006) *Cell and Tissue Banking* 7: 99–104.
- 5 Paasch, U. *et al.* (2005) *Asian Journal of Andrology* 7: 61–69.
- 6 Said, T. *et al.* (2006) *Biology of Reproduction* 74: 530–537.
- 7 Lee, T. *et al.* (2010) *Human Reproduction* 25: 839–846.
- 8 Grunewald, S. *et al.* (2006) *Ann. N. Y. Acad. Sci.* 1090: 138–146.
- 9 Grunewald, S. *et al.* (2009) *Fertility and Sterility* 92: 572–577.
- 10 Dirican, E. K. *et al.* (2008) *Journal of Assisted Reproduction and Genetics* 25: 375–381.
- 11 Delbes, G. *et al.* (2013) *Journal of Andrology* 1: 689–706.
- 12 Sheikh, A. *et al.* (2013) *Journal of Andrology* 1: 845–849.



Specific depletion of apoptotic spermatozoa

The MACS ART Annexin V System is intended for *in vitro* depletion of apoptotic human spermatozoa. The system selectively depletes unwanted cells using the ability of Annexin V to recognize the antigen EPS (externalized phosphatidylserine) in the plasma membrane of apoptotic cells.

Phosphatidylserine-positive cells are depleted from fresh, cryopreserved, or otherwise manipulated semen samples. The yielded spermatozoa fraction is suitable for use in Assisted Reproductive Technology.

How it works

Apoptotic cell depletion begins with magnetic labeling of apoptotic cells by the MACS ART Annexin V Reagent. The labeled cells are then passed through a separation column located in a magnetic field. Unwanted cells are selectively retained in the column. Living spermatozoa are not labeled by the reagent, so they pass through the column and are collected for later use.

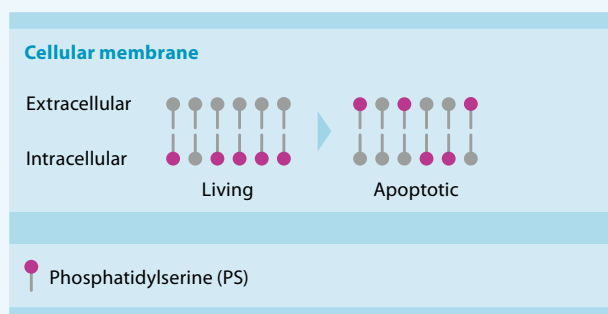


Figure 1: Translocation of PS from the intracellular to the extracellular surface of the plasma membrane during apoptosis.

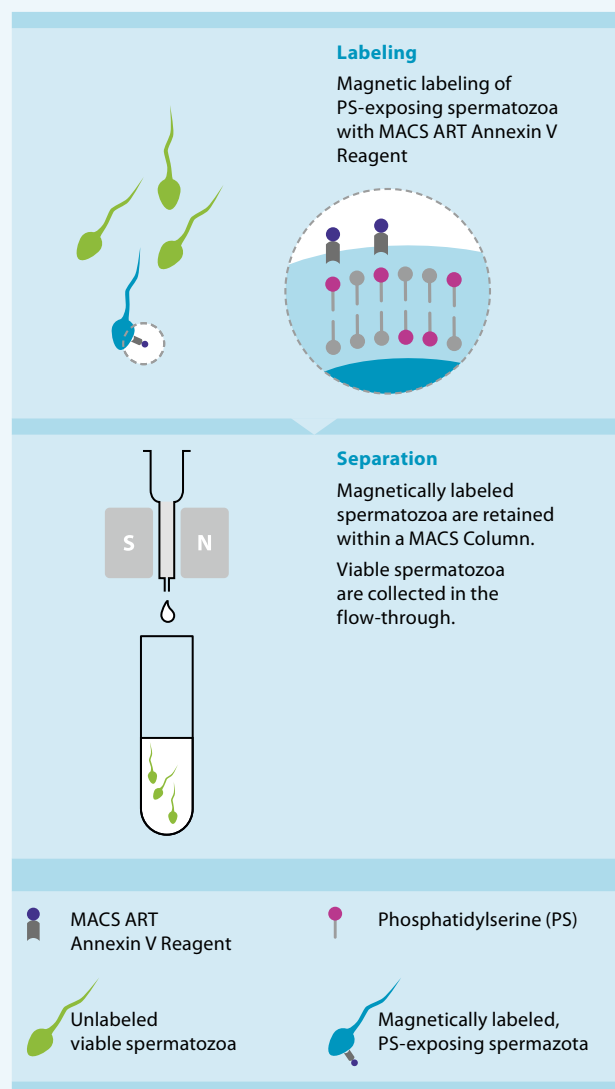



Figure 2: Isolation of PS-exposing cells using the MACS ART Annexin V System.



MACS® ART Annexin V System

Depletion of apoptotic spermatozoa with the MACS ART Annexin V System is simple and fast. It adapts easily into laboratories to enhance classical sperm parameters and lower sperm apoptotic markers. Additionally, it can be combined with other sperm preparation techniques for procedural flexibility.

Components of the MACS ART Annexin V System include the MACS ART Annexin V Reagent, MACS ART Binding Buffer, and MACS ART MS Column. All are free of human and animal-derived components. Product specifications, such as endotoxin content or sterility, are confirmed by batch-specific certificates of analysis to ensure consistency of quality.

The system has been tested in a Mouse Embryo Assay (MEA), which is widely used to assess the toxicity of materials used in human assisted reproduction and to detect embryo-toxic materials. The MACS ART Annexin V System shows no embryo toxicity.

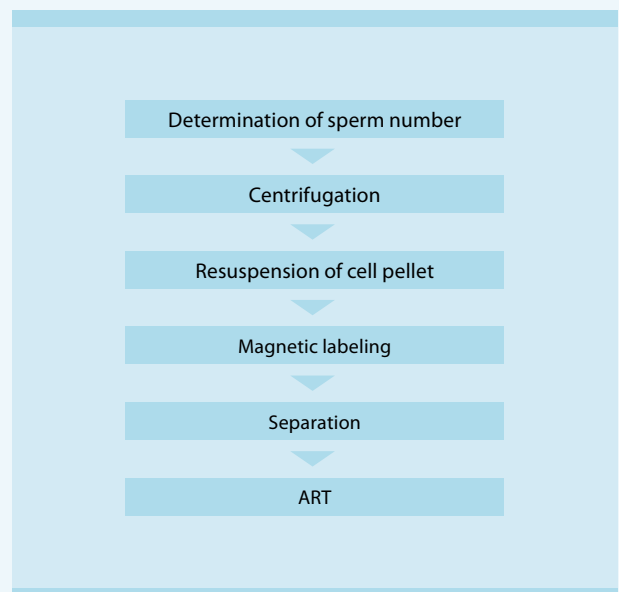


Figure 3: The depletion of apoptotic spermatozoa with the MACS ART Annexin V System is simple and fast.

| Product | Content | Order no. |
|---------------------------------|---|-------------|
| MACS ART Annexin V Reagent | 1×0.1 mL reagent | 200-070-502 |
| MACS ART Annexin V Reagent | 6×0.1 mL reagent | 200-070-503 |
| MACS ART Binding Buffer | 6×10 mL buffer | 200-070-505 |
| MACS ART MS Column | 6 columns | 200-070-500 |
| MACS ART Separation Unit | 1 unit | 200-070-501 |
| MACS MultiStand | 1 piece | 130-042-303 |
| MACS ART Annexin V Complete Kit | 6×0.1 mL reagent, 6×10 mL buffer, 6 columns | 200-070-507 |



Miltenyi Biotec

**Germany/Austria/
Switzerland**

Miltenyi Biotec GmbH
Friedrich-Ebert-Straße 68
51429 Bergisch Gladbach
Germany
Phone +49 2204 8306-0
Fax +49 2204 85197
macs@miltenyibiotec.de

USA/Canada

Miltenyi Biotec Inc.
2303 Lindbergh Street
Auburn, CA 95602, USA
Phone 800 FOR MACS
Phone +1 530 888 8871
Fax +1 530 888 8925
macs@miltenyibiotec.com

Australia

Miltenyi Biotec
Australia Pty. Ltd.
Unit 16A, 2 Eden Park Drive
Macquarie Park NSW 2113
Australia
Phone +61 2 8877 7400
Fax +61 2 9889 5044
macs@miltenyibiotec.com.au

Benelux

Miltenyi Biotec B.V.
Schipholweg 68 H
2316 XE Leiden
The Netherlands
macs@miltenyibiotec.nl

Customer service

The Netherlands
Phone 0800 4020120
Fax 0800 4020100

Customer service Belgium

Phone 0800 94016
Fax 0800 99626

Customer service Luxembourg

Phone 800 24971
Fax 800 24984

China

Miltenyi Biotec Technology &
Trading (Shanghai) Co., Ltd.
Room 2309
No. 319, Xianxia Road
Changning District
200051 Shanghai, P.R. China
Phone +86 21 62351005
Fax +86 21 62350953
macs@miltenyibiotec.com.cn

France

Miltenyi Biotec SAS
10 rue Mercoeur
75011 Paris, France
Phone +33 1 56 98 16 16
Fax +33 1 56 98 16 17
macs@miltenyibiotec.fr

Italy

Miltenyi Biotec S.r.l.
Via Persicetana, 2/D
40012 Calderara di Reno (BO)
Italy

Phone +39 051 6 460 411
Fax +39 051 6 460 499
macs@miltenyibiotec.it

Japan

Miltenyi Biotec K.K.
Nittsu-Eitai Building 5F
16-10 Fuyuki, Koto-ku,
Tokyo 135-0041, Japan
Phone +81 3 5646 8910
Fax +81 3 5646 8911
macs@miltenyibiotec.jp

Nordics and Baltics

Miltenyi Biotec Norden AB
Scheelevägen 17
223 70 Lund
Sweden

macs@miltenyibiotec.se

Customer service Sweden

Phone 0200-111 800
Fax 046-280 72 99

Customer service Denmark

Phone 80 20 30 10
Fax +46 46 280 72 99

Customer service

**Norway, Finland, Iceland,
and Baltic countries**

Phone +46 46 280 72 80
Fax +46 46 280 72 99

Singapore

Miltenyi Biotec Asia Pacific Pte Ltd.
100 Beach Road
#28-06 to 28-08 Shaw Tower
Singapore 189702
Phone +65 6238 8183
Fax +65 6238 0302
macs@miltenyibiotec.com.sg

South Korea

Miltenyi Biotec Korea
Petra building
659 Yeoksam-dong
Gangnam-gu
Seoul, South Korea
Phone +82 2 555 1988
Fax +82 2 555 8890
macs@miltenyibiotec.co.kr

Spain

Miltenyi Biotec S.L.
C/Luis Buñuel 2
Ciudad de la Imagen
28223 Pozuelo de Alarcón (Madrid)
Spain
Phone +34 91 512 12 90
Fax +34 91 512 12 91
macs@miltenyibiotec.es

United Kingdom

Miltenyi Biotec Ltd.
Almac House, Church Lane
Bisley, Surrey GU24 9DR, UK
Phone +44 1483 799 800
Fax +44 1483 799 811
macs@miltenyibiotec.co.uk

www.miltenyibiotec.com

Miltenyi Biotec provides products and services worldwide. Visit www.miltenyibiotec.com/local to find your nearest Miltenyi Biotec contact.

This print material is not for use in the USA. The MACS ART Annexin V System is manufactured by Miltenyi Biotec GmbH and tested under an ISO 13485 certified quality system. These products are available in Europe as CE-marked medical devices. For availability in your country, please contact your local sales representative. MACS is a registered trademark of Miltenyi Biotec GmbH. Copyright © 2014 Miltenyi Biotec GmbH. All rights reserved